



The
Winners
Circle

“Wonderland” Matt Pritchett’s M61A5 Semovente

by Tommy Kortman PHOTOS BY THE AUTHOR

“**C**urioser and curiouser!” This month we descended down the rabbit hole into Wonderland. We were exploring the farthest reaches of our minds to create things that did not exist. Confused? Don’t worry about it, relax and you shall see “what a long strange trip it’s been.”

This month’s theme contest winner is Matt Pritchett and his M61A5 Semovente from the Gundam Sci-Fi series. For those of you who may not know, (Myself included) The Gundam series is a futuristic Japanese Anime show where Good versus Evil battle it out in giant armored

machines called “mobile suits.” These large machines are designed to look like giant humanoid robots. I think I will need a degree in anime geek sociology to figure the rest out.

Anyway, Matt Pritchett built a 1/35 scale futuristic tank featuring twin 155mm cannons. The kit is from Bandai. Matt has added MV lenses as well as adding some antennas and radar. The Tank commander’s normal .50 cal machine gun has been replaced with a minigun for additional firepower. Matt further modified this by scratch building an ammo chute.

The model was painted using Tamiya Acrylic paints shot thru

NEXT MEETING
November 4

• **Theme Contest:**
“Failures & Misfits”

an air brush. Matt based the paint scheme off of the Austrian Leopard II tank. All of the markings were painted on using stencils.

Matt says that he still calls this a work in progress because he still has some small details that he wants to add, and the weathering still needs to

continued on page 6

Hello Fellow Styrene Junkies!

At the October meeting the club re-elected the current executive team for another term. I would like to thank everyone for their vote of confidence in the team

I would like to thank Joe Leonetti and his team for doing an outstanding job with our club display at Jersey Con on Saturday October 22nd. I was not able to make the show this year. I have been told it was a great success.

DVSM kicked butt this year.

I would like to congratulate all the winners. You people did an outstanding job of representing DVSM.

Well, Halloween is nearly over and I hope everyone has a good time. Turkey day is fast approaching and then the winter doldrums will be here. As the nights grow longer it will give us plenty of opportunities for building next year's contest models or your own personal model builds. As I am writing this column the weather forecast is calling for rain changing to snow for the weekend. Winter is getting here earlier than we thought. Bring on spring!

If any member has ideas or show reports or monthly contest themes for 2012 please bring it up at the November meeting.

Reminder... December's meeting is our Favorite Five contest and DVSM's annual Christmas Party. It seems that the party is to be getting bigger every year. Bring your better half and family and bring your favorite dish to share with the club. We will supply the plates, napkins, utensils and soda. This little gathering seems to be coming popular with our club members.

For the members who cannot make it to the November meeting, I hope you and your family have a Happy Thanksgiving.

Here's Tommy:

Well thanks Bob for that ... um...short presentation. As so eloquently aforementioned, fall is here. (Although with the current weather, you'd think we went straight to winter.) That means the start ...or restart of another build season. There is no more yard work to do. (There are no leaves here in the city) and that means more time to build. WooHoo!!

Last month's theme was "Wonderland". It was a chance for you guys to use your imagination and come up with things that never actually existed. I realize that this might have been a stretch for some of you accuracy purists, but we all need to be challenged every now and again. Last month's winner was Matt Pritchett with his Bandai M61A5 Semovente from the Gundam series. Please see the write up elsewhere in this month's newsletter. Congratulations Matt.

With Paul Kopezynski not competing last month, the race tightened up a little bit. We have the possibility of ending up with the tightest point's race yet. It's coming down to the wire. The top 5 positions are still up for grabs, so it's really important to have something for this month's theme. Ehat is this month's theme you ask? Well were going to call this month's theme..."The Isle of misfit toys"

Oh I can see all the deer in the headlights looks now. So before you deluge me with e-mails asking what I mean, let me try and explain it to you. This month's theme will be all about "Misfits & Failures." Planes, cars, ships, and armor that just either did not work, were sales or design failures, or just never caught on. Some examples would be the Edsel, Tucker, DeLorean, the Corvair, The XF85 Goblin, some of the Luftwaffe 46 experimental aircraft, The M3 series of tanks (Lee and Grant), The M6, M103,

and we would also include some of the Super heavy armor Germany was working on just before the end of WWII. (Think E100 and Panther F). The tough part of this theme is for the figure guys, but I think I have a solution. For you guys, this theme will be all about the leaders who lost. (ie. Hitler, Lee, Napoleon, Custer, etc). Lastly for the boat builders, let's go with ships that have been lost or sunk. (Think *Titanic*, *Bismark*, *Yamato*, and the *Edmund Fitzgerald*, etc) Hopefully I have been able to simplify this month's theme for everybody.


2012 THEMES & CLUB BUILD!

Just two more bits of news for everybody. First, we will be announcing the 2012 themes at the end of this month's meeting, so if you have any ideas, please bring them to the meeting. And finally...there seems to be some interest in doing another club build. Well as your contest chairman I have given this some serious thought. In 2012 we will be doing a year-long club build. The finished models will be judged (popular vote as usual) during the 2012 Christmas party. The subject for this build will be...

ZOMBIE INVASION!

Each modeler will construct his or her very own Zombie killing machine. You will need to use your imagination on this one. They can be automotive, aircraft, nautical, and even armored. The tank guys will have one restriction though. Since a tank is really zombie overkill, you guys must use soft skins, or open topped vehicles. I'm thinking along the lines of vehicles that have been home built and modified. Sort of like the A-team meets Mad Max with a little Rube Goldberg ala Steam Punk thrown in for good measure. Hopefully some of the figure guys can come up with some actual zombies to slay. Mmmmmmm BRAINS!!!!!! ■

October Display Highlights *Photos by Tommy Kortman*



Monthly Theme Contests

Every month we will have an open contest for the monthly themes. Members will vote for the best Theme model of the month. A personalized award plaque will be made by Mike Napoleon and presented at the following meeting.

JANUARY: Winner - GREG HOGG

Lost in the 50's

FEBRUARY: Winner - PAUL KOPCZYNSKI

Speed Weeks

MARCH: Winner - LOU URSINO

World War II

APRIL: Winner - LOU ISERN

Dead and Gone

MAY: Winner - LOU ISERN

Low & Slow

JUNE: Best of Show - BOB CICCONI

Gold, Silver & Bronze Contest

JULY: Winner - MIKE TURCO

That 70's Show

AUGUST: Winner - PAUL TOMCZAK

Godzilla's Revenge II

SEPTEMBER: Winner - JAMIE MAKIN

Euro-Trash

OCTOBER: Winner - PAUL TOMCZAK

Never Was / Wonderland

NOVEMBER

Failures & Misfits

DECEMBER (NO THEME)

Favorite Five Contest

October Display Highlights

Photos by Tommy Kortman



November Events:

November 5: Egg Harbor Twp: *The 16th Annual Pumpkin Run Street Rod Show & Antique Engine and Tractor show.* • http://www.flemingshows.com/pumpkin_run

November 6: Atco Raceway, Atco NJ *Fall Festival Car Show and swap meet.* Nostalgia Drags/East Coast Gassers

November 12: Freeport NY; *The LIARS Model Car Challenge*, Freeport Rec Center 130 E. Merrick Rd., Long Island NY • <http://www.wix.com/liars-modelcarclub/liars>

Del Val's Website is Back Among the Living

YES! The rumors are true! Our dvs.org website is back up, alive and kicking. I had to rescue it from an almost premature death - (Our hosting company was extremely negligent in its duties, and our domain name was 2 days away from being lost to us, venturing down into the cyber-nether regions, to be scarfed up by some undeserving soul).

However, our domain name is NOW back in our possession!

And, on that note, PLEASE consider submitting something to the site, for the club. It can be as brief (out-of-box review) or as in-depth (full, complete model kit review) as you'd like. Also, pictures (model related) are always good things to supply.

While our newsletter is geared towards more brief reviews and articles, the website works well for write-ups, which might be long in size and content.

For example, if anyone took pictures at the local IPMS Regional show which just took place, feel free to forward them my way. ■ *Tony Wootson*

October Display Highlights *Photos by Tommy Kortman*



Matt Pritchett's M61A5 Semovente *from page 1*



Matt's tank features twin 155mm cannons along with a turret-mounted minigun. MV model railroad lenses add sparkle to the lights.

be completed. (Incidentally, Matt did complete the tank for the Jersey-Con Region 2 event).

Matt has been a member of DVSM since 2003. He was introduced to the club by noted Sherman tank enthusiast, Lou Ursino. Matt says he has been building models pretty steadily for about the last 10 years. He started with WWII planes and some Gundam Mobile suits, but then he bought Tamiya's M1A1 Abrams tank, and has been building modern armor regularly since then. He still likes to throw in a few sci-fi pieces every now and then, though. Matt has won Gold medals in the advanced category at the AMPS National convention.

Congratulations Matt! You did a wonderful job on this build. ■



Paul's imaginary "USMC F39A Devil Ray" entered in October's theme contest is on a Star Wars Naboo Starfighter kit.

Ladies and Gentlemen, Boys and Girls, Children of all ages! DVSM is proud to present for your viewing pleasure; the latest innovation and addition to this wonderful piece of literary excellence your ocular receptors are viewing at this very moment. THE HOW-TO CORNER! Taa-Daa!!


With our editor's permission, we are going to try something and I hope that you guys will like it, and will want to contribute to it. If you have a technique that you are particularly

proud of, let us know, and type up a short column about it or better yet, document it with a series of photos and captions, and we'll run it in the newsletter. I'd like to possibly incorporate this with a program during the meetings. Anyway...enjoy.


For the first of (hopefully) many How-To's, on the following pages we have Paul Tomczak demonstrating a great way to create a digital camouflage pattern. Thanks Paul. ■ *Tommy Kortman*

How-To Corner: Digital Camo

by Paul Tomczak




1. First print a graph on a label sheet. Put masking tape on wax paper and place label on tape.



2. Using the graph lines and an X-Acto knife, cut out the desired camouflage shapes.



3. Use prior cutout to build on the next cutout.



4. It's easier to cut out single squares after the stencil is removed. Save the singles for single square camouflage blocks



5. You can get a lot of stencils from a small piece of graph paper. Peel wax paper off back of tape using tweezers and apply to model.



6. Spray first color. I started darker to light so the darkest color sticks out the most. Cover with stencils. Note single and double squares applied randomly. These will "float" in next color.


How-To Corner: Digital Camo by Paul Tomczak



7. Spray second color in blotches being sure to overlap first color and filling in some of the single square holes.



8. Use small bits of tape to insure connected stencils do not bleed through.



9. Use prior cutout to build on the next cutout.



10. It's easier to cut out single squares after the stencil is removed. Save the singles for single square camouflage blocks



11. Carefully remove tape with X-Acto knife.



12. Touch up as needed

IPMS Region 2 Convention Highlights

Photos by Greg Hogg & Tommy Kortman



DVSM NASCAR Track Club Display was completed just in time for the Convention • photo by Greg Hogg



The DVSM "Red Ball Express" Club Display looked great on display at the Convention • photo by Greg Hogg



A moment in WWII time with a Seversky P-35 and '41 Ford staff car • photo by Greg Hogg



A unique military vehicle was this Volkswagon modified as a Luftwaffe service truck • photo by Tommy Kortman



A rare Curtiss H-16 flying boat in 1/72 scale featured detailed and delicate rigging • photo by Greg Hogg



Another beautifully done biplane was this Albatros with realistic simulated woodgraining • photo by Tommy Kortman

IPMS Region 2 Convention Highlights

Photos by Greg Hogg & Tommy Kortman



Unusual "Mistel" conversion with a Ta-154 Mosquito, rather than the typical Ju-88, topped with an FW-190 • photo by Greg Hogg



Another of the many WWII German aircraft was this fine Arado Ar-196 floatplane • photo by Tommy Kortman



Photo by Mike Turco

DVSM Junior Member Wins at Region 2!

Congratulations to **LAUREN TURCO** won in the Junior category with her excellent build of the Hawk 1/48 scale kit of Ben Howard's "Ike" single seat, open cockpit racer. "Ike" was a seventh place finisher flown by Bill Ong with an average 191 mph speed in the Thompson Trophy race. The nearly identical "Mike" was a first place finisher in the women's Aerol Trophy Race.

Lauren's build comes from an issue of the kit which featured a racing pylon flight stand which she used to create an attractive display for her model with a facsimile of the original Cleveland, Ohio National Air Races event program.

It's nice to see a talented young modeler winning a contest with a model built from a kit that was released in the early 1950s!

Congrats and keep building, Lauren! ■

2011 NNL: Travel Log & Show Report

Toledo, OH • Saturday, October 8 by Jason Rothgeb • photos by Jamie Makin

MOST PEOPLE WITH any familiarity with the car building hobby are also familiar with this show. What it was, was an informal get-together of a few modeling friends in response to getting called out for failing to attend an, at the time, fading National Car Model Contest in a modeling magazine editorial. It even gave birth to the name of the show, because in the piece, the non-attendees were identified as “Nameless National Luminaries”, which abbreviated is “NNL”. The first show was held in the garage of one of the members 32 years ago. Things have changed since then. The show is now held in conjunction with John Carlisle’s Old Toy Show. The Toy Show is held over the course of two days: Saturday and Sunday, while the NNL put on by C.A.M.S., the Cleveland Automotive Modelers Society, is Saturday only.

The show is an event to behold. For \$35 extra you can purchase “floor rights” and your show weekend can begin at 9:00 A.M. on Saturday. This is an option for those who are either desperately hunting a long-sought Holy Grail for their model collection, vendors looking to provide a market correction for some item another vendor might have under-priced, or the folks willing to pay the price to be first. For our trio, getting in at noon for \$12 was just fine. The \$12 covered entry to the Toy Show for both Saturday and Sunday. I attended the show with my brother who drove down from Minneapolis, MN on Friday night, and fellow DVSM member Jamie Makin who I picked up late Friday morning for our drive out to Northwest Ohio.

Since the NNL did not start until 2:00 P.M., I had two hours to browse the very large vending area. I have heard from many individuals how much bigger the vending area was in years past. While that may be the case, I was still very impressed by what the show had to offer. Vendors of all sorts were selling resin conversions and full kits, built-ups,



(Above) John White's Ford pick-up and Kurtis midget won the Ron Cash Memorial Award. (Right) As depicted in this scale vignette, a fixture at many model car shows is Scale Auto magazine's photo booth manned by editor Jim Haught.

vintage kits, decals, and aftermarket accessories, and the latest kits including the '48 Ford Custom, and the '53 Hudson Hornet.

For readers familiar with the NNL East in Wayne, NJ, that show's offerings win by a fair margin especially in the way of aftermarket offerings and rare old kits, but that's not to say you could not come home from Ohio with a trunk full of stuff.

The timing of the show led to a mistake on my part. After two hours of window shopping, I entered the NNL, which was like entering an inescapable vortex. The work on display was amazing both in terms of the individual pieces, and the quality of the work overall. The total of cars on display was 650. While it was a high level of participation overall, the participation level in the various categories was somewhat of a surprise.

As you can imagine the level of



participation in the Show Theme of “Straight Line Racing” which encompassed Drag Cars, Drag Boats, Pullers, and Land Speed Record Vehicles was high. It was the same with the Hot Rod, Street Machine, Closed Wheel Competition, and Factory Stock Categories. Other Categories were barely there including Heavy Commercial, and Modified Diecast which both only had one entry in them and Motorcycle which had only five entries. Perhaps the saddest category was the Junior Category which had only two entries, made sadder still by the fact that both entries were by the same builder.

I was pulled out of my complete immersion in the wonder of the craftsmanship on display at NNL by an

announcement over the loud speakers that the Vendor Area would be closing in half an hour. Rather than re-enact a contest shopping spree mad dash through the vending area or come all the way back from the Western part of Ohio with only a set of resin American 200S "Daisy" wheels to show for it, I made a decision to spend a longer period shopping on Sunday.

Even though I was still drink-ing in the models at 4:00 P.M. when the vending area closed, I was pretty full at 6:30 P.M. with a full hour before the awards were announced. The 5-6 hours most shows run is usually enough to satisfy the average show goers need to shop, check out the models on display, catch-up with old modeling friends and make new ones. And I would include my self in that group. By that time, I just wanted to know who won and go home, ready to hit the vendor's area bright and early the next morning after a good night's sleep.

Speaking of winners, who did win? I can tell you that the Best in Show went to Randy Derr for his amazing scratch-built 1/12th scale sprint car. This car, aside from winning the NNL, had previously won GSL XXIII and graced the cover of the June 2011 Model Cars Magazine. I know it's a cliché, but this model truly does need to be seen in person to be appreciated. Getting to see it up close was definitely one of the highlights of the weekend for me. The Modern Straight Racing Theme was won by Clay Kemp for his Pro-Mod Camaro. I was impressed because I, and the readers of Scale Auto know Clay primarily for his super-detailed NASCAR builds which appear regularly within the pages of the magazine. Other Category Winners included Vintage Straight Line which was won by a replica of the twin-engined Rail know as "The Freight Train". I do not have the name of the builder, nor do I have the name of the lone Junior Entrant. The Ron Cash Award, a memorial to the resin caster and long time show attendee, was awarded by his widow to John White for his 1934 Ford Pick-Up.



(Above) A '62 Buick Electra with a nicely done custom flame paint job. (Below) Chevy Laguna stock car features extensive detail and a great color scheme.



While taking home an award from the NNL is extremely prestigious, another prestigious event is getting a request to have your model photographed by one of the magazines. My brother and I were not so lucky, but Jamie had not one but two of her cars photographed at the show: her Ferrari Enzo and the recently completed Bobby Allison Matador.

The cars, the awards, the vendors, one thing I have not mentioned are the people at the show. The first people to be mentioned are the people I attended the show with: my brother who made the trip down from Minneapolis, and fellow club member Jamie Makin whom I drove to the show with. Even though I have known my brother for all of his life, and Jamie for the past twelve years, all three of us had never gotten together at the same time. There was a near miss on the way home from the 2002 Pocono Race, but one prolonged delay for track repair after Steve Park's horrific wreck,

and two more delays for rain meant we were getting home at midnight even without stopping at Jamie's house on the way back. Another first for this weekend was even though he has been attending shows for the past few years in the Upper Midwest, and I in the East Coast, and although we had attended a show in St. Louis in the past, we had never displayed models at the same show. It was fun to get to do that after all these years.

It was also fun getting to catch-up with Model show and message board regulars such as Kevin from Missing Link Resins, Pat Redmond, Viper Dave, Tom Carter of Spotlight Hobbies, Lyle Willits, Tim Sickle, Vince LoBosco, and Gary Kulchock. In addition to catching up with long time modeling acquaintances, I also had the opportunity to meet and make some new modeling acquaintances such as Ron Parks of "Parts by Parks", Bill Coulter, Model Car Author and long time modeling magazine contributor,

and Bob Daykin of Missing Link Resins.

In addition to all the model builders I talked to, I also had the opportunity to speak with the show's coordinator, John Carlisle. One topic of conversation was the current show schedule and the changes in the schedule for next year's swap meet and show. Next year is just going to be one day for both the swap meet and model show: Sunday. I, and Tim Sickle were voiced our displeasure with a Sunday Show. For the "reachers", attendees traveling hundreds of miles to be there, it's easier to travel on Friday after work, attend on Saturday, and have Sunday as a travel day. Of the Model shows across the country, almost all of them are held on Saturday.

A lot of the folks I talked to were on Sunday, so I was glad I stuck around, not to mention actually BUYING some stuff from the vendors versus just browsing the day before. What did I get? Some great deals on some old NASCAR stuff, that's what. With my participation

in the recent club project, I had been building a NASCAR subject for the first time in five plus years. This rekindled an interest in digging out some projects from the giant decal tub, and picking out some kits to get them done. I got a '94 Family Channel Thunderbird for \$5 and a Davey Allison '87 Thunderbird including a pre-painted figure for \$8, a Thunderbolt kit, also for \$8, and '97 Camaro Convertible for the price of admission, given I won it as a door prize. In terms of aftermarket stuff, I picked up a couple of NASCAR window net kits, and a couple of pre-wired distributors from Parts by Parks.

And so with my loot in hand, I was ready to leave the show at noon. Jamie and I took off and headed for home. A vital part of any long road trip is a good traveling companion. I could not have asked for a better one than Jamie. The miles on the nine hour trip each way just rolled by as we spoke of all things cars, models, jobs, and family. Making the trip

even more pleasant was the unseasonably warm weather. The last time I was in Toledo in October, it was snowing, and I ended up purchasing a wool hat to combat the cold. This trip was spent in shorts and even running the car A/C at times. The icing on the cake was the fall foliage. The change in color can be an amazing thing. On the trip out Friday afternoon, there did not seem to be much color, but on Sunday, it was starting to look like fall even if felt like summer.

In my estimation, there are three pillars of the car modeling hobby: The NNL East in Wayne NJ, GSL Championships in Salt Lake City, Utah and the original NNL in Toledo. Even though the swap/vending area in Toledo is a lot smaller than it used to be, it's still big, and there are still deals to be had. As for the show, it is simply a gathering of the hobbies giants and many other pilgrims for a weekend of modeling fun. This was my first NNL and I hope it won't be my last. Anybody up for the GSL in 2013? ■

2011 Theme Contest Point Standings to Date

	Jan.	Feb.	Mar.	April	June	July	Aug.	Sept.	Oct.	Totals
Kopczynski, Paul	2	5	4		2	3	4	3		23
Anderson, Dave	2	2	3	2		3	4		3	19
Tomczak, Paul				3	4	1	5	2	4	19
Turco, Mike	2		1			5	4	4	1	17
Hogg, Greg	5	1	1	3	1		3	2		16
Goschke, John	2	4		3	3			2		14
Rifkin, Howard	4	1		1	2	1	1	3		13
Isern, Lou				5	5	2				12
Kortman, Tommy	4	3	1	1		1	1			11
Ursino, Lou		1	5	4						10
Makin, Jamie						4	1	5		10
Senner, Don	1	1	1	1		1	2		1	8
Vattilana, Joe	1			1	1	2		2	1	8
Sandone, Nick		3	1		2				2	8
Cicconi, Bob		3	1		3					7
Leonetti, Joe	3		1		1	1				6
Napoleon, Mike	2	1				3				6
Pritchett, Matt									5	5
Goerke, Doug	1	1	1							3
Bonfigillo, Vince						2	1			3
Rothgeb, Jason						1		2		3
Borowsky, Wayne			2							2
Wootsen, Tony				2						2
Stark, John		1								1
Ivey, Tony			1							1

Monthly points are awarded as such: Each person who enters a model into the theme receives 1 pt. 1st place = 4+1, 2nd = 3+1, 3rd = 2+1

Join IPMS/USA

Why? The International Plastic Modelers' Society/USA, of which Delaware Valley Scale Modelers is a chapter, finances the insurance required for our monthly meetings and for model contests around the country, and offers a make and take program for young modelers. Encourage the enjoyment of modeling in all its forms: aircraft, armor, cars, ships, fantasy, figures, military or civilian, beginner or advanced, join IPMS/USA! "By Modelers, For Modelers"

What do I give? Adult, 1 year: \$25. Adult, 2 years: \$49. Adult, 3 years: \$73. Junior (under 18 years), \$12. Family, 1 year: \$30 (adult + \$5).

What do I get? A membership card with your IPMS number that entitles you to enter the IPMS/USA National Contest, plus the magazine, IPMS/USA Journal, six issues per year, featuring great models and building techniques, kit and book reviews, and activities, plus access to members-only content on ipmsusa.org.

How? Clip and mail the coupon in the DVSM Newsletter or the IPMS/USA brochure, see our IPMS contact, Joe Vattilana, at the next DVSM meeting, or join online at ipmsusa.org. ■

IPMS/USA MEMBERSHIP FORM

IPMS No.: _____ Name _____

Address: _____ City: _____ State: _____ Zip: _____

Phone: _____ E-mail: _____

Signature (required by FIA) _____

Type of Membership Adult, 1 Year: \$25 Adult, 2 Years: \$49 Adult, 3 Years: \$73

Junior (under 18 years) \$12 Family, 1 Year: \$30 (Adult + \$5 One Set Journals) **How Many Cards?** _____

Canada & Mexico \$30 Other / Foreign: \$32 (Surveil) Other / Foreign: \$55 (Int'l)

Payment Method: Check Money Order Credit Card (ipmsusa.org)

Credit Card No.: _____ Expiration Date: _____

If Recommended by an IPMS Member, Please List His / Her Name and Member Number: _____

Name: _____ IPMS No.: _____

IPMS/USA

Join or Renew Online at: www.ipmsusa.org

P.O. Box 2475
North Canton, OH 44720-0475

Support the Local Hobby Shops

THAT SUPPORT OUR CLUB

MAIN LINE HOBBIES

Plymouth Meeting Mall, Plymouth Meeting, PA

- Tel 610-834-1600
- 20% discount to DVSM members
- www.mainlinehobbies.com
- email: les@mainlinehobbies.com
- Mon., Wed.-Sat.: 10 am - 9 pm Sun.: 11am - 6pm
Closed Tuesday
- Sat.: 10 am - 5 pm • Sun.: 12 pm - 4 pm

BNB HOBBY & TRAIN DEPOT

10 West Camden Ave., Moorestown, NJ 08057

- Ph: 856-235-9055 • Fax: 856-235-9255
- Offers 15% discount to DVSM members
- email: bnbhobby@msn.com
- Tue. -Wed.: 6-9 pm • Thu.-Fri.: 12-9 pm
- Sat.: 11 am-7 pm • Sun. 11 am-3 pm
- Trains, Models, Crafts, Rocketry R.C., Puzzles, Paints

NEW CONCEPT III

Offers 10% discount to DVSM members

676 Stokes Road, Medford, NJ 08055

- 609-953-0404
- Open 7 days a Week, • M-F 11-8, Sat 10-6, Sun noon-4
- Have thousands of kits dating back to the 1970's

D & K HOBBIES

Offers 10% discount to DVSM members

116 Barclay Shopping Center, (Route 70 West), Cherry Hill, NJ 08034.

- (856) 795-9005 • www.dkhobbys.com
- RC, Model Kits, Trains, Crafts, Collectibles and more
- Mon.-Fri 11 am - 8:pm • Sat., 10 am - 5 pm • Sun, Noon - 4 pm. • Closed Wednesday

HOBBYMASTERS, INC.

"New Jersey's Most Complete Hobby Center"

62 White Street, Red Bank, New Jersey 07701

- Phone: 1-732-842-6020 • Fax: 1-732-747-3752
- Mon. - Thurs: 10:00 am to 6:00 pm • Friday, 10:00 am to 8:00 pm • Saturday, 10:00 am to 5:00 pm • Sunday, 12:00 Noon to 5:00 pm
- Offers 10% discount to club members. (Show your club card)
- Web: www.hobbymasters.com

Z & Z HOBBIES, INC.

101 Sloan Avenue, Mercerville, New Jersey 08619

- Phone: (609) 586-2282 • Web: www.hobbiesnow.com
- Mon., Tues., Thurs.; 10 am to 6 pm
- Wed. & Fri.; 10:00 am to 7:00 pm • Sat.; 10 am to 5 pm
- Sun.; Noon to 4 pm.
- 10% discount to club members. (show your club card).